

Financial Statements

The Niagara Parks Commission

2013

# Contents

	<b>Page</b>
Management Report	1
Independent Auditor's Report	2-3
Statement of Financial Position	4
Statement of Operations	5
Statement of Changes in Net Debt	6
Statement of Cash Flows	7
Notes to the Financial Statements	8-18
Schedule of Tangible Capital Assets	19
Schedule of Expenses by Object	20

THE NIAGARA PARKS COMMISSION

MANAGEMENT REPORT

October 31, 2013

---

The Management of The Niagara Parks Commission are responsible for the financial statements and all other information presented in these statements. The statements have been prepared by management in accordance with the framework identified in note 2 in the accompanying audited financial statements.


The financial statements include amounts based on best estimates and judgments. Management has determined such amounts on a reasonable basis in order to ensure that the statements are presented fairly, in all material respects.

Management maintains a system of internal accounting and administrative control that is designed to provide reasonable assurance that the financial information is relevant, reliable, accurate and that the Commission's assets are properly accounted for and adequately safeguarded.


The Board of The Niagara Parks Commission is responsible for gaining assurance that management fulfills its responsibilities for financial reporting and is ultimately responsible for reviewing and approving the financial statements.

The Board, through the Audit and Finance Committee, meets periodically with Management to discuss financial results, auditing matters, financial reporting issues and to satisfy itself that each group is properly discharging responsibilities. The Committee reviews the financial statements before recommending approval by the Board.

The financial statements have been audited by Grant Thornton LLP, the Commission's appointed External Auditor and in accordance with Canadian generally accepted auditing standards on behalf of the Commission, Minister of Tourism, Culture and Sport and the Provincial Auditor General. Grant Thornton LLP had direct and full access to all Commission records as well as full access to the Audit and Finance Committee with and without the presence of management to discuss their audit and findings as to the integrity of the Commissions financial reporting.



John Lohuis  
General Manager  
February 14, 2014



Margaret Neubauer  
(A) Senior Director, Corporate Services  
February 14, 2014



## Independent auditor's report

Grant Thornton LLP  
Suite B  
222 Catharine Street, PO Box 336  
Port Colborne, ON  
L3K 5W1

T +1 905 834 3651  
F +1 905 834 5095  
E [PortColborne@ca.gt.com](mailto:PortColborne@ca.gt.com)  
[www.GrantThornton.ca](http://www.GrantThornton.ca)

### To The Niagara Parks Commission, the Minister of Tourism, Culture and Sport and the Auditor General

We have audited the accompanying financial statements of The Niagara Parks Commission, which comprise the statement of financial position as at October 31, 2013, and the statements of operations, changes in net debt and cash flows for the year then ended, and a summary of significant accounting policies and other explanatory information. The financial statements have been prepared by management in accordance with the basis of accounting described in Note 2 to the financial statements.

#### **Management's responsibility for the financial statements**

Management is responsible for the preparation and fair presentation of these financial statements in accordance with the basis of accounting described in Note 2 to the financial statements, and for such internal control as management determines is necessary to enable the preparation of financial statements that are free from material misstatement, whether due to fraud or error.

#### **Auditor's responsibility**

Our responsibility is to express an opinion on these financial statements based on our audit. We conducted our audit in accordance with Canadian generally accepted auditing standards. Those standards require that we comply with ethical requirements and plan and perform the audit to obtain reasonable assurance about whether the financial statements are free from material misstatement.

An audit involves performing procedures to obtain audit evidence about the amounts and disclosures in the financial statements. The procedures selected depend on the auditor's judgment, including the assessment of the risks of material misstatement of the financial statements, whether due to fraud or error. In making those risk assessments, the auditor considers internal control relevant to the entity's preparation and fair presentation of the financial statements in order to design audit procedures that are appropriate in the circumstances, but not for the purpose of expressing an opinion on the effectiveness of the entity's internal control. An audit also includes evaluating the appropriateness of accounting policies used and the reasonableness of accounting estimates made by management, as well as evaluating the overall presentation of the financial statements.

We believe that the audit evidence we have obtained is sufficient and appropriate to provide a basis for our audit opinion.

**Opinion**

In our opinion, the financial statements present fairly, in all material respects, the financial position of The Niagara Parks Commission as at October 31, 2013, and the results of its operations, changes in net debt and cash flows for the years then ended in accordance with the basis of accounting described in Note 2 to the financial statements.

**Basis of accounting**

Without modifying our opinion, we draw attention to Note 2 to the financial statements which describes that basis of accounting. The financial statements are prepared to assist The Niagara Parks Commission to comply with the financial reporting provisions in the Province of Ontario Ministry of Tourism Memorandum of Understanding and Regulation 395/11 to the Ontario Financial Administration Act. As a result, the financial statements may not be suitable for another purpose.

Port Colborne, Canada  
February 14, 2014



Chartered Accountants  
Licensed Public Accountants

# The Niagara Parks Commission

## Statement of Financial Position

As at October 31

2013

2012

(in thousands of dollars)

### Financial assets

Cash and cash equivalents	\$ 5,654	\$ 10,110
Accounts receivable	3,579	1,904
Inventories – saleable	<u>3,282</u>	<u>3,583</u>
	<u>12,515</u>	<u>15,597</u>

### Liabilities

Accounts payable	7,866	6,319
Accrued payroll	2,834	2,440
Deferred revenue (Note 3)	1,370	1,396
Deferred capital funding (Note 4)	22,590	12,887
Long term financing (Note 5)	31,971	33,676
Post-employment benefits (Note 6)	4,105	3,933
Power plant stabilization obligation (Note 7)	<u>28,087</u>	<u>27,497</u>
	<u>98,823</u>	<u>88,148</u>

### Net debt

(86,308)      (72,551)

### Non-financial assets


Tangible capital assets (Note 8)	158,486	149,349
Inventories – other	1,312	1,071
Prepaid expenses	<u>183</u>	<u>267</u>
	<u>159,981</u>	<u>150,687</u>

### Accumulated surplus (Note 9)

\$ 73,673      \$ 78,136

Commitments and contingencies (Notes 11 and 12)

On behalf of the Commission



Chair



Commissioner

See accompanying notes to the financial statements.

# The Niagara Parks Commission

## Statement of Operations

For the Year Ended October 31, 2013  
(in thousands of dollars)

	Budget <u>2013</u>	Actual <u>2013</u>	Actual <u>2012</u>
<b>Revenues</b>			
Revenue producing operations	\$ 70,232	\$ 66,621	\$ 67,283
Land rent	6,689	6,678	6,629
Commission, rentals and fees	2,773	2,867	2,756
Premium on United States funds – net	50	226	29
Sundry revenue	<u>100</u>	<u>120</u>	<u>299</u>
	<u>79,844</u>	<u>76,512</u>	<u>76,996</u>
<b>Expenses (Page 20)</b>			
Revenue producing operations			
Cost of goods sold	11,087	11,087	11,112
Operating	33,526	33,239	31,949
Maintenance	14,652	14,158	13,736
Administrative and police	11,155	10,668	11,157
Marketing and promotion	<u>3,854</u>	<u>3,208</u>	<u>3,544</u>
	<u>74,274</u>	<u>72,360</u>	<u>71,498</u>
Net surplus for the year before undernoted items	<u>5,570</u>	<u>4,152</u>	<u>5,498</u>
<b>Other items</b>			
Interest expense – net (Note 13)	1,706	1,660	1,769
Amortization of tangible capital assets (Note 14)	7,702	7,755	7,459
Amortization of deferred capital funding (Note 4)	(689)	(708)	(449)
Loss (gain) on disposal of tangible capital assets		460	(2)
Contributed assets		<u>(1,085)</u>	
	<u>8,719</u>	<u>8,082</u>	<u>8,777</u>
Net deficit from operations	(3,149)	(3,930)	(3,279)
Net increase in power plant stabilization obligation (Note 7)	(665)	(590)	(638)
Other capital funding		<u>57</u>	<u>120</u>
<b>Annual deficit</b>	(3,814)	(4,463)	(3,797)
<b>Accumulated surplus</b>			
Beginning of year	<u>78,136</u>	<u>78,136</u>	<u>81,933</u>
End of year	<u>\$ 74,322</u>	<u>\$ 73,673</u>	<u>\$ 78,136</u>

See accompanying notes to the financial statements.

---

## The Niagara Parks Commission

### Statement of Changes in Net Debt

For the Year Ended October 31, 2013  
(in thousands of dollars)

---

	Budget <u>2013</u>	Actual <u>2013</u>	Actual <u>2012</u>
Annual deficit	\$ (3,814)	\$ (4,463)	\$ (3,797)
Amortization of tangible capital assets	7,702	7,755	7,459
Acquisition of tangible capital assets (Note 16)	(17,000)	(16,560)	(3,302)
Contributed tangible capital assets		(849)	
Proceeds from the sale of tangible capital assets		57	74
Loss (gain) on sale of tangible capital assets – net		<u>460</u>	<u>(2)</u>
	(13,112)	(13,600)	432
Use (acquisition) of prepaid expenses		84	(112)
(Acquisition) use of other inventories		<u>(241)</u>	<u>524</u>
Increase (decrease) in net debt	(13,112)	(13,757)	844
<b>Net debt</b>			
Beginning of year	<u>(72,551)</u>	<u>(72,551)</u>	<u>(73,395)</u>
End of year	<u>\$ (85,663)</u>	<u>\$ (86,308)</u>	<u>\$ (72,551)</u>

---

See accompanying notes to the financial statements.



# The Niagara Parks Commission

## Statement of Cash Flows

For the Year Ended October 31  
(in thousands of dollars)

2013

2012

### Increase (decrease) in cash and cash equivalents

<b>Operating activities</b>		
Annual deficit	\$ (4,463)	\$ (3,797)
Charges against income not requiring an outlay of funds		
Amortization of tangible capital assets	7,755	7,459
Amortization of deferred capital funding	(708)	(449)
Loss (gain) on disposal of tangible capital assets – net	460	(2)
Contributed tangible capital assets	(849)	
Post-employment benefits	411	390
Increase in power plant stabilization obligation – net	<u>590</u>	<u>638</u>
	<b>3,196</b>	4,239
Net change in non-cash working capital balances related to operations (Note 15)	<u>384</u>	<u>3,093</u>
	<u><b>3,580</b></u>	<u>7,332</u>
<b>Capital activities</b>		
Acquisition of tangible capital assets (Note 16)	(16,560)	(3,302)
Proceeds from sale of tangible capital assets	<u>57</u>	<u>74</u>
	<u><b>(16,503)</b></u>	<u>(3,228)</u>
<b>Financing activities</b>		
Issue of long term financing		176
Repayment of long term financing	(1,705)	(1,456)
Cash outlay related to post-employment benefits	(239)	(326)
Receipt of capital funding	<u>10,411</u>	<u>4,434</u>
	<u><b>8,467</b></u>	<u>2,828</u>
<b>Net (decrease) increase in cash and cash equivalents</b>	<b>(4,456)</b>	6,932
<b>Cash and cash equivalents</b>		
Beginning of year	<u>10,110</u>	<u>3,178</u>
End of year	<u><b>\$ 5,654</b></u>	<u><b>\$ 10,110</b></u>

See accompanying notes to the financial statements.

---

# The Niagara Parks Commission

## Notes to the Financial Statements

For the Year Ended October 31, 2013

---

### 1. Nature of operations

The Niagara Parks Commission (the "Commission") is governed by the Niagara Parks Act. Initially established in 1885, the Commission is an "Operational Enterprise" of the Province of Ontario and is responsible for maintaining, protecting and showcasing over 1,300 hectares of parkland stretching some 56 kilometres along the Niagara River from Lake Erie to Lake Ontario. The Commission is exempt from corporate income taxes under the Income Tax Act (Canada) and Ontario Corporation Tax Act.

The Commission is also classified as an Other Government Organization by the Ministry of Finance and as such, the Commission's audited financial statements are published as part of the Public Accounts.

---

### 2. Significant accounting policies

#### Basis of accounting

These financial statements have been prepared in accordance with the financial reporting provisions in the Province of Ontario Ministry of Tourism Memorandum of Understanding and the Regulation 395/11 to the Ontario Financial Administration Act. The significant accounting principles used in the preparation of these financial statements are in line with the accounting standards established by the Public Sector Accounting Board (PSAB) of the Canadian Institute of Chartered Accountants (CICA) and Regulation 395/11 to the Ontario Financial Administration Act.

The significant accounting principles used in the preparation of these financial statements are summarized below.

#### Cash and cash equivalents

Cash and cash equivalents include cash on hand, balances with banks and short term deposits with maturities of less than three months.

#### Inventories

Saleable and other inventories are valued at the lower of average cost and net realizable value.

#### Tangible capital assets

Tangible capital assets are recorded at cost. Cost includes all directly attributable expenses in the acquisition, construction, development and/or betterment of the asset required to install the asset at the location and in the condition necessary for its intended use. Contributed tangible capital assets are capitalized at estimated fair value upon acquisition.

The Commission capitalizes an amount of interest as part of the costs of its capital works in progress and financed via long term financing.

Works of art for display in the Commission property are not included as capital assets. Works of art are held for exhibition, educational and historical interest. Such assets are deemed worthy of preservation because of the social rather than financial benefits they provide to the community. No valuation of the collection has been disclosed in the financial statements.

---

# The Niagara Parks Commission

## Notes to the Financial Statements

For the Year Ended October 31, 2013

---

### 2. Significant accounting policies (continued)

#### Tangible capital assets (continued)

Leases are classified as capital or operating leases. Leases that transfer substantially all benefits incidental to ownership are accounted for as capital leases. All other leases are accounted for as operating leases and the related lease payments are charged to expenses as incurred.

Amortization is calculated on a straight-line basis to write-off the net cost of each asset over its estimated useful life for all classes except land. Land is considered to have an infinite life without amortization. Residual values of assets are assumed to be zero with any net gain or loss arising from the disposal of assets recognized in the Statement of Operations. Amortization is charged on a monthly basis. Assets under construction are not amortized until the asset is available for productive use.

Amortization is based on the following classifications and useful lives:

<u>Classification</u>	<u>Useful Life</u>
Land improvements, buildings, roadways and structures	7 to 40 years
Equipment and furnishings	3 to 10 years
Vehicles	10 to 12 years

#### Deferred revenue

Revenue that is restricted by legislation of senior governments or by agreement with external parties are deferred and reported as restricted revenues. When qualifying expenses are incurred, restricted revenues are brought into revenue at equal amounts. Revenues received in advance of expenses that will be incurred in a later period are deferred until they are earned by being matched against those expenses.

#### Deferred capital funding

Government transfers for capital purposes are recorded as a liability, referred to as deferred capital funding and are recognized into revenue at the same rate as the related tangible capital assets are amortized, in accordance with Regulation 395/11 to the Ontario Financial Administration Act, as disclosed above.

#### Post-employment benefits

The present value of the cost of providing employees with future benefit programs is expensed as employees earn these entitlements.

#### Revenue recognition

Revenue from gift shops, restaurants and attractions are recognized when merchandise has been transferred to the customer or services have been rendered. Revenue from land rent, commissions, rentals, fees and sundry are recognized over the life of the agreement or when earned.

---

# The Niagara Parks Commission

## Notes to the Financial Statements

For the Year Ended October 31, 2013

---

### 2. Significant accounting policies (continued)

#### Foreign currency translation

These financial statements are presented in Canadian dollars. Assets and liabilities denominated in foreign currencies are translated at the exchange rates in effect at the Statement of Financial Position date. Gains and losses on translation are reflected in the annual surplus/deficit.

#### Use of estimates and measurement uncertainty

The preparation of financial statements in accordance with Canadian public sector accounting standards requires management to make estimates and assumptions that affect the reported amounts of assets and liabilities and disclosure of contingent assets and liabilities at the date of the financial statements and the reported amounts of revenues and expenses during the reporting period. Actual results could differ from those estimates. Two areas in which estimates are used are with regards to post-employment benefits and the power plant stabilization obligation.

---

<b>3. Deferred revenue</b>	<b><u>2013</u></b>	<b><u>2012</u></b>
	<i>(in thousands of dollars)</i>	
Defunct power stations (Note 7)	\$ 215	\$ 215
Sale proceeds related to Fort Erie land transaction	492	548
Other	<u>663</u>	<u>633</u>
	<b><u>\$ 1,370</u></b>	<b><u>\$ 1,396</u></b>

#### Fort Erie land transaction obligation

In fiscal 2009, the Commission and the Peace Bridge Authority ("PBA") entered into an agreement to transfer parcels of land. The PBA acquired a 5.952 acre parcel located in Fort Erie from the Commission for \$ 2,021,206. The Commission acquired an option for \$ 670,000 plus an annual sum of \$ 7,300 adjusted for inflation, to receive 1.973 acres of river front property located at the end of Jarvis Street in Fort Erie from the PBA. The agreement calls for the net proceeds to the Commission in the amount of \$ 1,351,206 to be spent on a) funding improvements at Old Fort Erie which are intended for the 200<sup>th</sup> year anniversary of the War of 1812 and b) returning and/or maintaining the Jarvis Street property as parkland.

The net proceeds were recorded as part of deferred revenue on the Statement of Financial Position. To date approximately \$ 812,000 from these proceeds have been spent on the capital works project for the renovation of Historic Fort Erie and approximately \$ 47,000 has been spent on the Jarvis Street property maintenance. As of October 31, 2013, approximately \$ 492,000 remains for use in 2014 and beyond.

# The Niagara Parks Commission

## Notes to the Financial Statements

For the Year Ended October 31, 2013

<b>4. Deferred capital funding</b>	<b><u>2013</u></b>	<b><u>2012</u></b>
	<i>(in thousands of dollars)</i>	
Deferred capital funding		
Beginning of year	<b><u>\$ 12,887</u></b>	<b><u>\$ 8,902</u></b>
Received during year for the following capital projects:		
Incline railway replacement	<b>3,000</b>	4,000
Road resurfacing	<b>2,000</b>	
Bridge rehabilitation	<b>3,939</b>	
Other capital projects	<b><u>1,472</u></b>	<u>434</u>
	<b><u>10,411</u></b>	<u>4,434</u>
Amortization	<b><u>(708)</u></b>	<u>(449)</u>
End of year	<b><u>\$ 22,590</u></b>	<b><u>\$ 12,887</u></b>

<b>5. Long term financing</b>	<b><u>2013</u></b>	<b><u>2012</u></b>
	<i>(in thousands of dollars)</i>	
Unsecured fixed rate term loan requiring blended payments of principal and interest of \$ 2,640,907 per annum, bearing interest at 5.06% through to April, 2027	<b>\$ 26,107</b>	\$ 27,364
Unsecured fixed rate term loan requiring blended first annual payment of \$ 543,418 and then payments of \$ 569,965 per annum thereafter, bearing interest at 5.07% through to April, 2027	<b>5,754</b>	6,019
Unsecured note payable, repaid during the year		176
The Commission has an option to purchase land requiring annual payments of \$ 7,300 until January, 2028 (Note 3)	<b><u>110</u></b>	<u>117</u>
	<b><u>\$ 31,971</u></b>	<b><u>\$ 33,676</u></b>

The principal payments of the long term financial obligations due in the next five fiscal periods are as follows:

2014	\$ 1,606
2015	1,695
2016	1,772
2017	1,861
2018	1,955

# The Niagara Parks Commission

## Notes to the Financial Statements

For the Year Ended October 31, 2013

### 6. Post-employment benefits

#### Defined termination benefits

The Commission provides a defined employee future benefit, payable on termination to certain full time employees with a minimum of five years of service. The benefit is calculated on the basis of one week's remuneration, at the time of termination, for every year of full time service provided to the Commission to a maximum of twenty-six weeks. The accrued benefit liability as at October 31, 2013 is \$ 4,105,056 (2012 - \$ 3,933,356).

The Commission requires that an actuarial valuation of the post-employment benefits be conducted every three years. The last valuation was completed for the year ending October 31, 2010 with extrapolations for 2011, 2012 and 2013.

As a result of an actuarial valuation conducted in 2010 for the year ending October 31, 2010, it was determined that an actuarial gain of \$ 140,884 existed. The actual obligation as at October 31, 2013 is \$ 3,964,373 (2012 - \$ 3,792,472). Since the actuarial gain is less than 10% of the actual obligation, no minimum amortization has been recorded for the year.

Defined benefit plan information	<u>2013</u>	<u>2012</u>
	<i>(in thousands of dollars)</i>	
Employee benefit plan assets	\$ Nil	\$ Nil
Employee benefit plan liabilities	<u>4,105</u>	<u>3,933</u>
Employee benefit plan deficit	<u>\$ 4,105</u>	<u>\$ 3,933</u>
Benefit obligation recognized on the Statement of Financial Position		
Benefit obligation, beginning of year	\$ 3,933	\$ 3,869
Expense for the year	411	390
Benefits paid during the year	<u>(239)</u>	<u>(326)</u>
Benefit obligation, end of year	<u>\$ 4,105</u>	<u>\$ 3,933</u>
The net benefit expense is as follows:		
Current service cost	\$ 222	\$ 207
Interest cost	<u>189</u>	<u>183</u>
	<u>\$ 411</u>	<u>\$ 390</u>

The main actuarial assumptions applied in the valuation of the defined benefit plan are as follows:

Interest (discount) rate – the accrued obligation and the expense for the year were determined using a discount rate of 5%.

Salary levels – future salary and wage levels were assumed to increase at 3% per annum.

These assumptions will be reviewed with the next actuarial valuation in fiscal 2014.

---

# The Niagara Parks Commission

## Notes to the Financial Statements

For the Year Ended October 31, 2013

---

### 6. Post-employment benefits (continued)

#### Pension benefits

The Commission provides pension benefits for all its permanent employees (and to non-permanent employees who elect to participate) through the Public Service Pension Fund (“PSPF”) and the Ontario Public Service Employees’ Union Pension Fund (“OPSEU Pension Fund”). These are defined benefit pension plans for employees of the Province and many provincial agencies. The Province of Ontario, which is the sole sponsor of the PSPF and a joint sponsor of the OPSEU Pension Fund, determines the Commission’s annual payments to the funds. As the sponsors are responsible for ensuring that the pension funds are financially viable, any surpluses or unfunded liabilities arising from statutory actuarial funding valuations are not assets or obligations of the Commission. The Commission’s annual payments of \$ 2,160,074 (2012 - \$ 2,018,061), of which \$ 1,080,037 (2012 - \$ 1,009,030) represents the employees’ portion, are included in the administrative and police expense on the Statement of Operations.

The cost of post-employment, non-pension benefits are paid by the Province and therefore are not included in the Statement of Operations.

---

### 7. Power plant stabilization obligation

The Province of Ontario directed the Commission to accept ownership of three former electricity generating power stations all located within Commission lands.

The Toronto Power Generating Station (“TPGS”) and the Ontario Power Generating Station (“OPGS”) were transferred by Ontario Power Generation Inc. (“OPG”) to the Commission at no cost in August, 2007. As part of the terms of transfer of TPGS and OPGS, OPG was to undertake certain structural and environmental work to ensure that the buildings were no threat to the public. The Canadian Niagara Power Generating Station (“CNPGS”) previously owned by Fortis Ontario was transferred April 30, 2009.

The Ministry of Tourism engaged the services of an architectural firm (The Ventin Group Inc.) to ensure that the original Government Directive governing the initial transfer was complied with and to identify work and related costs required to “stabilize and mothball” all the facilities until an ultimate use for the buildings can be determined. The Ventin Group identified the remaining lead paint at the TPGS and OPGS as a deficiency which OPG should have resealed or encapsulated after cleaning. The Ventin Group reported that there are substantial costs required to bring the three power stations to what would be considered a “mothball” state. Therefore, additional costs would be required to bring these buildings to a “development ready” state. Further, there are in existence certain secondary structures related to TPGS and OPGS that were not accounted for in the original Government Directive that will result in additional remediation costs at some point in the future.

The Commission is of the belief that the acceptance of these power generating stations will require a significant infusion of funds that is beyond its capacity to meet. As at October 31, 2013, ongoing negotiations with the Province have not resulted in any assurance that the Commission will not be responsible for any future costs. Any costs that are expected to be incurred for the purposes described above will not commence without funding received from the Province.

# The Niagara Parks Commission

## Notes to the Financial Statements

For the Year Ended October 31, 2013

### 7. Power plant stabilization obligation (continued)

An asset retirement obligation of \$ 25,146,000 as of October 31, 2009 was calculated. This value represented the Commission's best estimate of the costs required to "stabilize and mothball" the three power stations based on an engineer report. The report also identified contingency costs of approximately \$ 3,600,000 which was not accrued in the asset retirement obligation at that time. The Commission estimates that this work could take approximately three to four years to complete. In order to determine the net present value of the asset retirement obligation, staff have estimated that, subject to financing being received from the Province, work will not commence for several years. It is estimated that the work may commence in 2016. The cost of capital and the rate of inflation estimated over the course of the calculation was 5.059% and 3%, respectively. This results in a net present value of \$ 23,047,707 as at October 31, 2013. This is an increase of \$ 464,978 from 2012 and has been recorded in the Statement of Operations.

Two additional studies were completed during the year ended October 31, 2010 which identified an additional liability involved with the "stabilization and mothball" process. The first report identified an additional \$ 6,305,000 for external/infrastructure work that is required. The second study identified an additional \$ 1,260,000 related to additional costs to stabilize the roofs of the buildings. Together these two reports equal an increase of \$ 7,565,000. As previously mentioned it is estimated this work will not commence until 2016 and correspondingly another calculation for the net present value of this additional liability was performed using a cost of capital of 5.059% and inflation rate of 2% respectively. This results in net present value of \$ 6,741,885 as at October 31, 2013 for this portion of the liability. This is an increase of \$ 200,113 from 2012 and has also been recorded in the Statement of Operations.

	<u>2013</u>	<u>2012</u>
	<i>(in thousands of dollars)</i>	
Power plant stabilization obligation		
Beginning of year	<u>\$ 27,497</u>	<u>\$ 26,859</u>
Current year increase in present value of original obligation	665	650
Actual work performed during year	<u>(75)</u>	<u>(12)</u>
Net increase in power plant stabilization obligation	<u>590</u>	<u>638</u>
End of year	<u>\$ 28,087</u>	<u>\$ 27,497</u>

A capital asset has not been recorded for these properties as there is an impairment in their value, which has been documented in the various studies carried out to date.

As at October 31, 2009, the Commission had received \$ 1,550,000 in funding from the Ministry of Tourism to assist in the "stabilizing and mothball" process. Approximately \$ 215,000 of this funding remains for use in 2014 and beyond. The actual work performed in 2013 was funded from other grants received from the Province.

The Commission has incurred annual costs related to maintenance and security for all sites and has recorded them in the Statement of Operations and are included in the maintenance expense.



# The Niagara Parks Commission

## Notes to the Financial Statements

For the Year Ended October 31, 2013

<b>8. Tangible capital assets</b>		<b>2013</b>	<b>2012</b>	
<i>(in thousands of dollars)</i>				
	<u>Cost</u>	<u>Accumulated Depreciation</u>	<u>Net Book Value</u>	<u>Net Book Value</u>
Land	\$ 14,359		\$ 14,359	\$ 14,359
Land improvements	17,135		17,135	17,135
Buildings, roadways and structures	214,033	\$ 98,336	115,697	110,108
Equipment and furnishings	40,605	35,646	4,959	5,170
Vehicles	<u>3,800</u>	<u>3,103</u>	<u>697</u>	<u>717</u>
	289,932	137,085	152,847	147,489
Capital works in progress	<u>5,639</u>		<u>5,639</u>	<u>1,860</u>
	<u>\$ 295,571</u>	<u>\$ 137,085</u>	<u>\$ 158,486</u>	<u>\$ 149,349</u>
Equipment under capital lease included above	<u>\$ 69</u>	<u>\$ 42</u>	<u>\$ 27</u>	<u>\$ 34</u>

<b>9. Accumulated surplus</b>		<b>2013</b>	<b>2012</b>
<i>(in thousands of dollars)</i>			
Operating surplus		<u>\$ 1,940</u>	<u>\$ 6,780</u>
Investment in tangible capital assets		<u>135,896</u>	<u>136,462</u>
Unfunded			
Long term debt		(31,971)	(33,676)
Post-employment benefits		(4,105)	(3,933)
Power plant stabilization obligation		<u>(28,087)</u>	<u>(27,497)</u>
		<u>(64,163)</u>	<u>(65,106)</u>
Accumulated surplus		<u>\$ 73,673</u>	<u>\$ 78,136</u>

### Surplus funds

Pursuant to Section 16(2) of the Niagara Parks Act, any surplus moneys shall, on the order of the Lieutenant Governor in Council, be paid to the Minister of Finance and shall form part of the consolidated revenue fund. As of October 31, 2013 no surplus moneys have been recorded as a liability to the Minister of Finance.

---

# The Niagara Parks Commission

## Notes to the Financial Statements

For the Year Ended October 31, 2013

---

### 10. Credit facilities

The credit facilities, which have a maximum borrowing capacity of \$ 15,000,000, provide for two types of loans. There is a variable rate option which varies with the Canadian Imperial Bank of Commerce prime rate and there is a fixed rate operating loan facility available with a maximum term not to exceed 364 days at rates which are set relative to banker's acceptance rates. These credit facilities are unsecured and expire on October 31, 2014. As at October 31, 2013, \$ Nil has been drawn upon for all credit facilities (2012 – \$ Nil).

---

### 11. Commitments

The Commission has committed to approximately \$ 600,000 in capital works projects in the next year.

The Commission has two agreements with a franchisor requiring the payment of service fees of 4% of gross sales and advertising and marketing fees of 2.5% of gross sales. The terms of the agreements are 10 years, expiring in 2016 and 2022. In addition, the Commission has an agreement to lease related equipment from the franchisor, at a rental fee ranging from 1% to 4% of gross sales depending on the level of sales. The Commission has the option to purchase said equipment for a price equal to the unamortized value.

The Commission leases vehicles, equipment and premises under operating leases expiring in 2017. The total obligation under operating leases amounts to approximately \$ 200,000. Lease payments due in the next four fiscal periods are as follows:

2014	\$ 173
2015	9
2016	9
2017	9

---

### 12. Contingencies

The Commission is in litigation pertaining to certain claims for which the likelihood of loss is not determinable and the amount not reasonably estimable. Accordingly, no provision for these claims is reflected in the financial statements.

---

### 13. Interest expense – net

	Budget <u>2013</u>	Actual <u>2013</u>	Actual <u>2012</u>
		(in thousands of dollars)	
Interest revenue	\$ (20)	\$ (43)	\$ (30)
Loan interest expense	<u>1,726</u>	<u>1,703</u>	<u>1,799</u>
	<u>\$ 1,706</u>	<u>\$ 1,660</u>	<u>\$ 1,769</u>

# The Niagara Parks Commission

## Notes to the Financial Statements

For the Year Ended October 31, 2013

14. Amortization of tangible capital assets	Budget <u>2013</u>	Actual <u>2013</u>	Actual <u>2012</u>
	<i>(in thousands of dollars)</i>		
Amortization of income producing assets	\$ 4,353	\$ 4,432	\$ 4,275
Amortization of non-income producing assets	<u>3,349</u>	<u>3,323</u>	<u>3,184</u>
	<u>\$ 7,702</u>	<u>\$ 7,755</u>	<u>\$ 7,459</u>

15. Statement of cash flows	<u>2013</u>	<u>2012</u>
	<i>(in thousands of dollars)</i>	

Changes in working capital components include

Accounts receivable	\$ (1,675)	\$ 1,901
Inventories	60	1,118
Accounts payable and accrued payroll	1,941	361
Deferred revenue	(26)	(175)
Prepaid expenses	<u>84</u>	<u>(112)</u>
	<u>\$ 384</u>	<u>\$ 3,093</u>
Interest received	<u>\$ 43</u>	<u>\$ 30</u>
Interest paid	<u>\$ 1,703</u>	<u>\$ 1,799</u>

### 16. Acquisition of tangible capital assets

During the year, tangible capital assets were acquired at an aggregate cost of \$ 16,560,754 (2012 - \$ 3,302,000) of which \$ 849,220 (2012 - \$ 156,000) was acquired by means of contributed assets from the Ontario Power Generation Tunnel Project. Cash payments of \$ 15,711,534 (2012 - \$ 3,146,000) were made to purchase tangible capital assets.

### 17. Financial instruments and risk management

#### Fair value

The fair value of the post-employment termination benefit was determined using an actuarial valuation based on information presented in Note 6 to the financial statements.

The fair value of the power plant stabilization obligation was determined using a present value calculation presented in Note 7 to the financial statements.

---

# The Niagara Parks Commission

## Notes to the Financial Statements

For the Year Ended October 31, 2013

---

### 17. Financial instruments and risk management (continued)

#### Credit risk

The Commission is exposed to a credit risk by its customers. However, because of the large number of customers, credit risk concentration is reduced to a minimum.

#### Currency risk

The Commission has cash of \$ 652,958 that is denominated in U.S. dollars. These funds have been converted to the Canadian equivalent at the rate of \$ 1 U.S. equals \$ 1.0427 Canadian. The Commission realized approximately 12.5% of its sales in foreign currency in 2013 (2012 – 13.9%). Consequently, some assets and revenues are exposed to foreign exchange fluctuations.

#### Cash flow risk

The Commission has variable rate bank overdraft facilities bearing interest which varies with the prime interest rate. Accordingly, the Commission is exposed to cash flow risks relating to potential fluctuations in market interest rates.

---

### 18. Comparative figures

Certain 2012 comparative figures have been reclassified to conform to the financial statement presentation adopted in 2013.

# The Niagara Parks Commission

## Schedule of Tangible Capital Assets

For the Year Ended October 31, 2013  
(in thousands of dollars)

	<u>Land</u>	<u>Land Improvements</u>	<u>Buildings, Roadways and Structures</u>	<u>Equipment and Furnishings</u>	<u>Vehicles</u>	<u>Capital Works in Progress</u>	<u>2013</u>	<u>2012</u>
<b>Cost</b>								
Beginning of year	\$ 14,359	\$ 17,135	\$ 203,239	\$ 40,623	\$ 8,724	\$ 1,860	\$ 285,940	\$ 284,942
Add additions			849	1,237	269	15,054	17,409	3,302
Less disposals			(1,330)	(1,255)	(5,193)		(7,778)	(2,304)
Transfers of capital works in progress			11,275			(11,275)		
End of year	<u>14,359</u>	<u>17,135</u>	<u>214,033</u>	<u>40,605</u>	<u>3,800</u>	<u>5,639</u>	<u>295,571</u>	<u>285,940</u>
<b>Accumulated amortization</b>								
Beginning of year			93,131	35,453	8,007		136,591	131,364
Add amortization			6,051	1,448	256		7,755	7,459
Less disposals			(846)	(1,255)	(5,160)		(7,261)	(2,232)
End of year			<u>98,336</u>	<u>35,646</u>	<u>3,103</u>		<u>137,085</u>	<u>136,591</u>
<b>Net book value</b>	<u>\$ 14,359</u>	<u>\$ 17,135</u>	<u>\$ 115,697</u>	<u>\$ 4,959</u>	<u>\$ 697</u>	<u>\$ 5,639</u>	<u>\$ 158,486</u>	<u>\$ 149,349</u>

---

## The Niagara Parks Commission

### Schedule of Expenses by Object

For the Year Ended October 31, 2013  
(in thousands of dollars)

---

	Budget <u>2013</u>	<b>Actual</b> <b><u>2013</u></b>	Actual <u>2012</u>
Cost of goods sold	\$ 11,087	<b>\$ 11,087</b>	\$ 11,112
Salaries, wages and benefits	44,249	<b>43,633</b>	41,613
Sales and other	2,408	<b>2,547</b>	2,459
Equipment repairs and maintenance	4,284	<b>3,947</b>	4,235
Materials and supplies	2,417	<b>2,260</b>	2,209
Advertising and promotion	2,110	<b>1,418</b>	1,942
Facilities	6,117	<b>5,988</b>	5,709
Administrative	<u>1,602</u>	<b><u>1,480</u></b>	<u>2,219</u>
	<b><u>\$ 74,274</u></b>	<b><u>\$ 72,360</u></b>	<b><u>\$ 71,498</u></b>